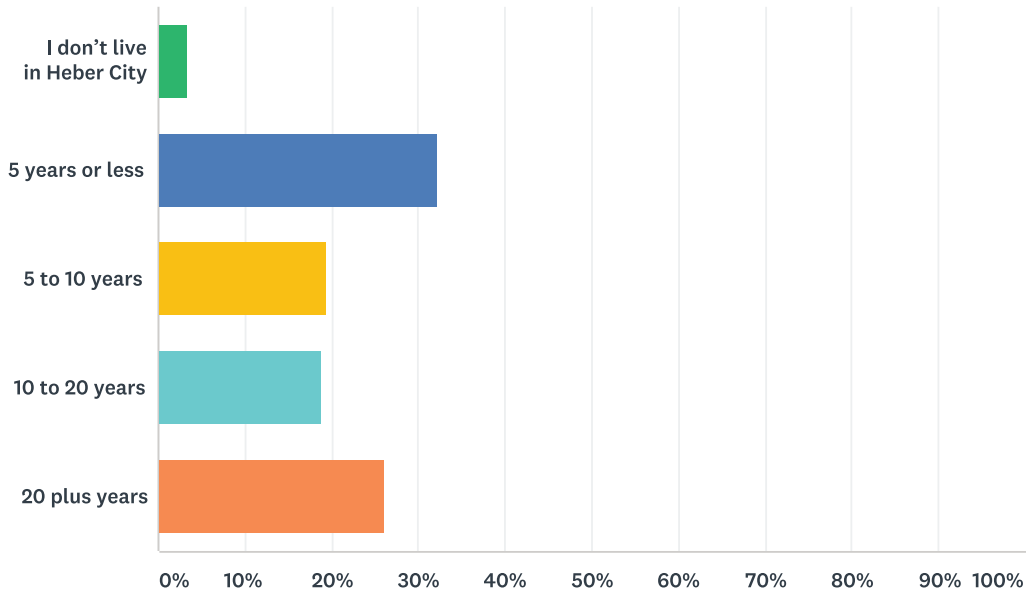


**ENVISION HEBER 2050
SURVEY #1 RESULTS
3/20/2019**

Q1 How long have you lived in Heber?

Answered: 149 Skipped: 2

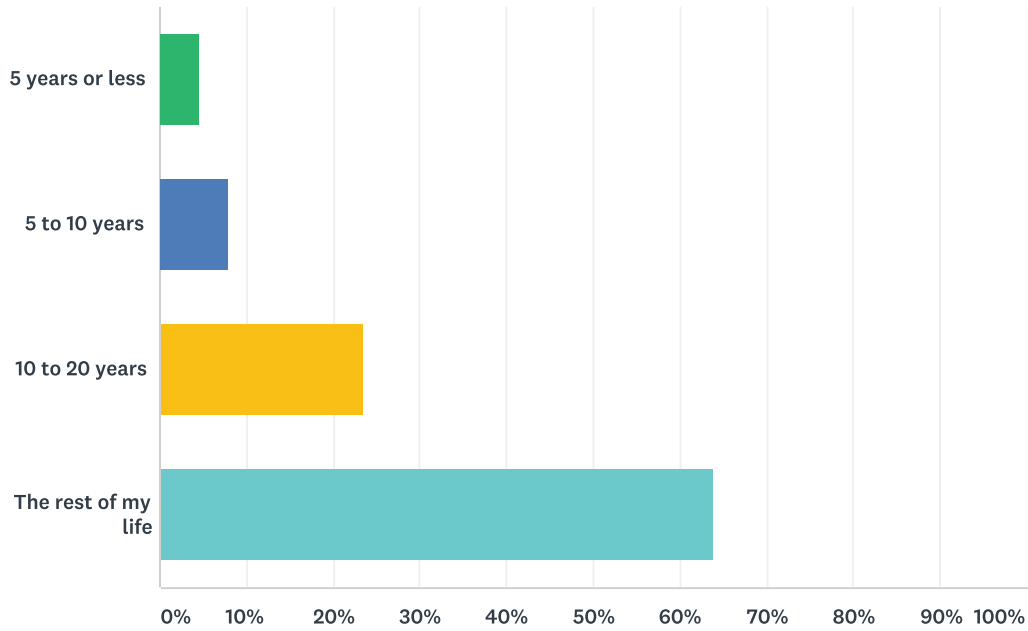


ANSWER CHOICES	RESPONSES	
I don't live in Heber City	3.36%	5
5 years or less	32.21%	48
5 to 10 years	19.46%	29
10 to 20 years	18.79%	28
20 plus years	26.17%	39
TOTAL		149



Q2 How long do you hope to continue to live in Heber?

Answered: 149 Skipped: 2

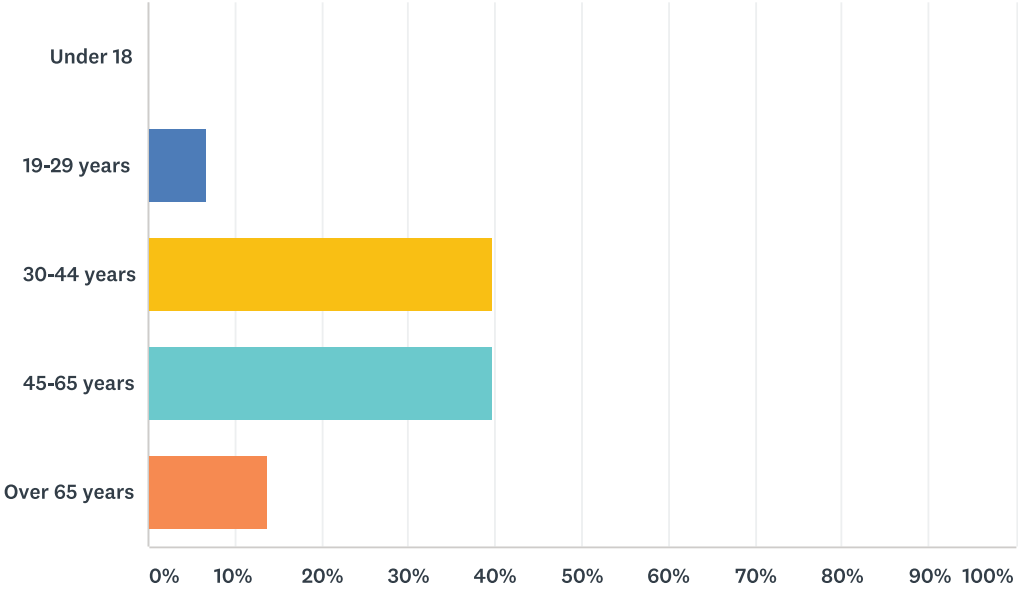


ANSWER CHOICES	RESPONSES	
5 years or less	4.70%	7
5 to 10 years	8.05%	12
10 to 20 years	23.49%	35
The rest of my life	63.76%	95
TOTAL		149



Q3 How old are you?

Answered: 151 Skipped: 0

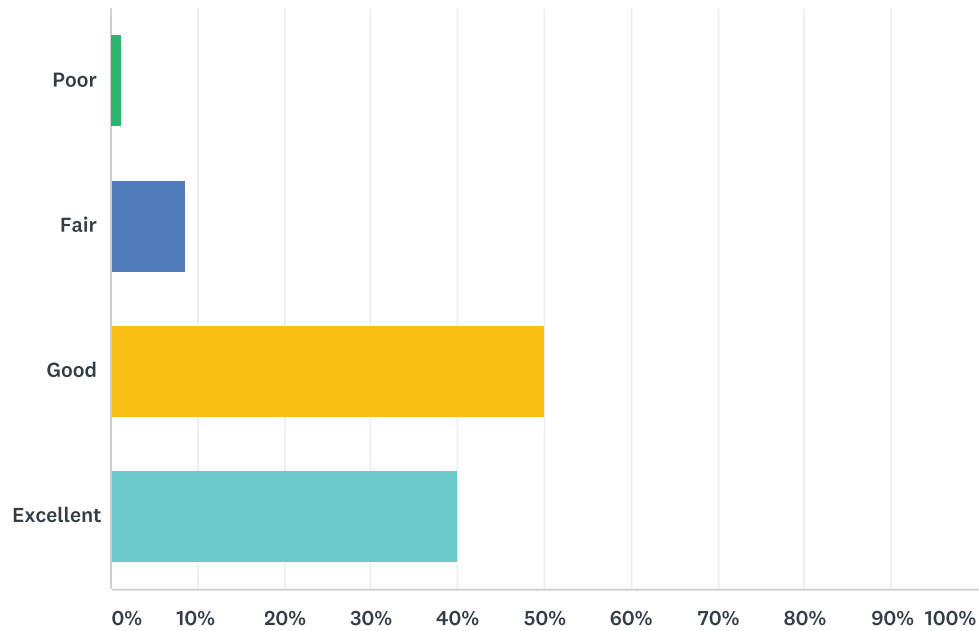


ANSWER CHOICES	RESPONSES	
Under 18	0.00%	0
19-29 years	6.62%	10
30-44 years	39.74%	60
45-65 years	39.74%	60
Over 65 years	13.91%	21
TOTAL		151



Q4 How do you rate your quality of life in Heber?

Answered: 150 Skipped: 1

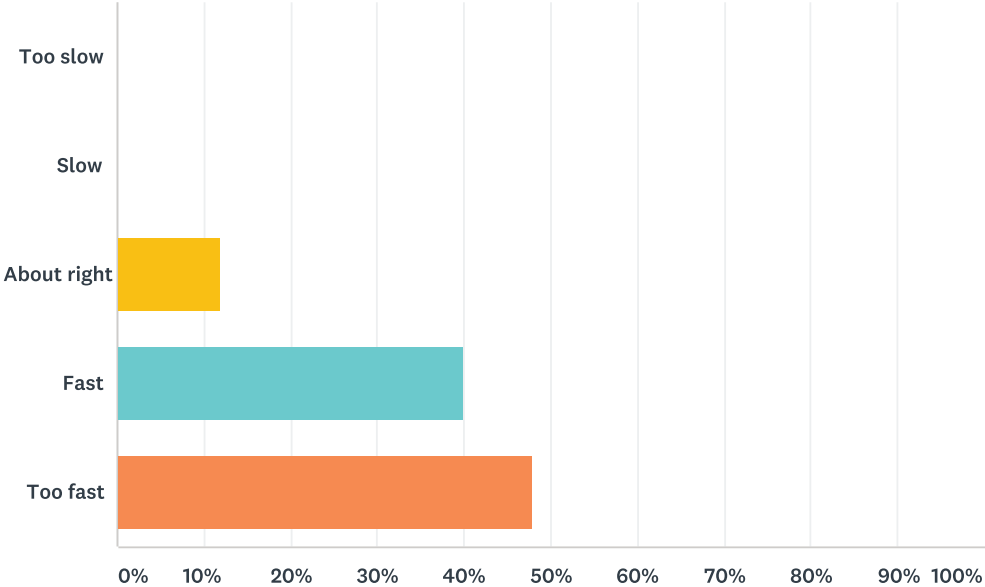


ANSWER CHOICES	RESPONSES	
Poor	1.33%	2
Fair	8.67%	13
Good	50.00%	75
Excellent	40.00%	60
TOTAL		150



Q5 How would you rate growth in Heber over the past five years?

Answered: 150 Skipped: 1

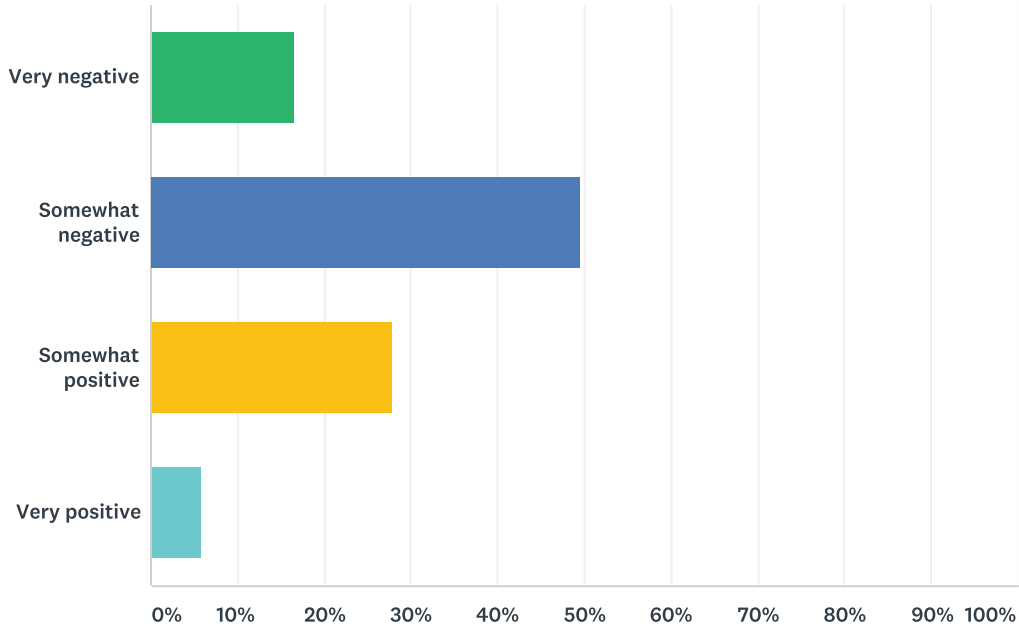


ANSWER CHOICES	RESPONSES	
Too slow	0.00%	0
Slow	0.00%	0
About right	12.00%	18
Fast	40.00%	60
Too fast	48.00%	72
TOTAL		150



Q6 With past growth in mind, how do you feel about the impacts of future growth on you and your family?

Answered: 151 Skipped: 0

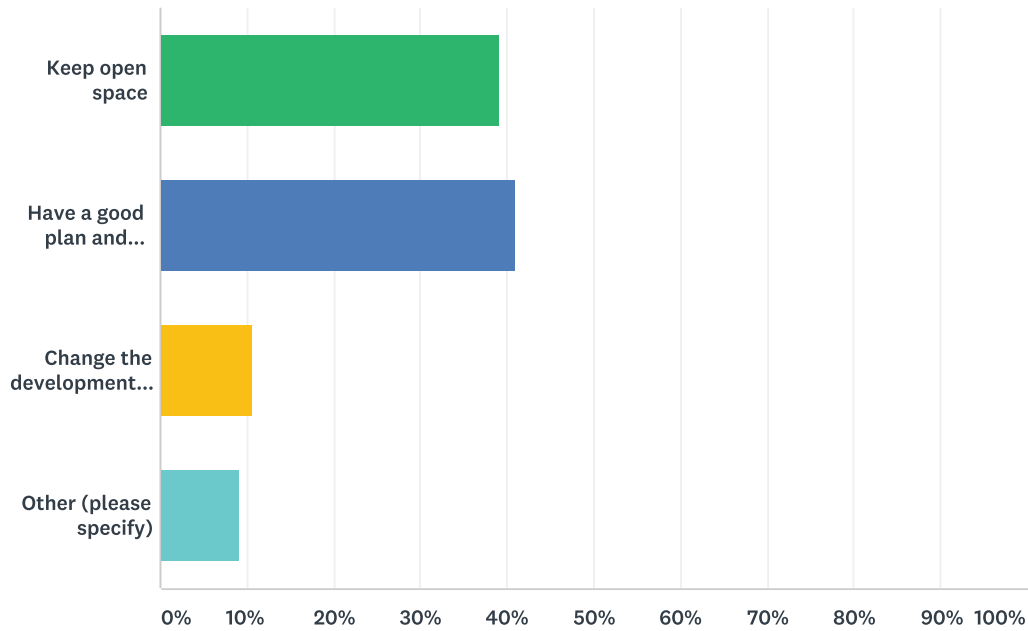


ANSWER CHOICES	RESPONSES	
Very negative	16.56%	25
Somewhat negative	49.67%	75
Somewhat positive	27.81%	42
Very positive	5.96%	9
TOTAL		151



Q7 How can Heber stay a great place and accommodate growth?

Answered: 151 Skipped: 0

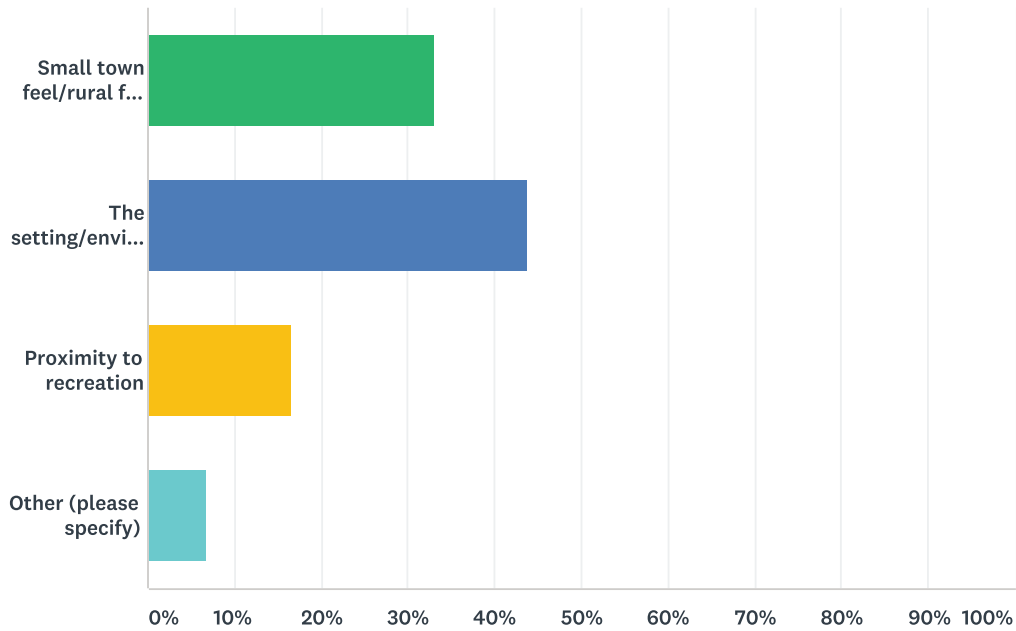


ANSWER CHOICES	RESPONSES	
Keep open space	39.07%	59
Have a good plan and promote good planning	41.06%	62
Change the development pattern through less sprawl	10.60%	16
Other (please specify)	9.27%	14
TOTAL		151



Q8 What do you love the most about Heber?

Answered: 151 Skipped: 0

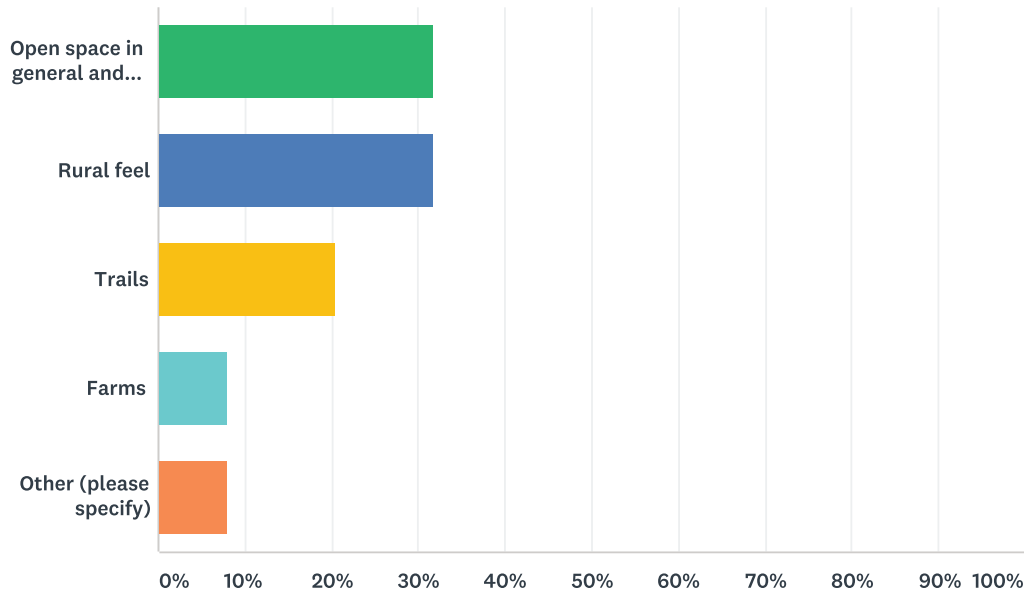


ANSWER CHOICES	RESPONSES	
Small town feel/rural feel	33.11%	50
The setting/environment	43.71%	66
Proximity to recreation	16.56%	25
Other (please specify)	6.62%	10
TOTAL		151



Q9 What do you want to preserve or enhance?

Answered: 151 Skipped: 0

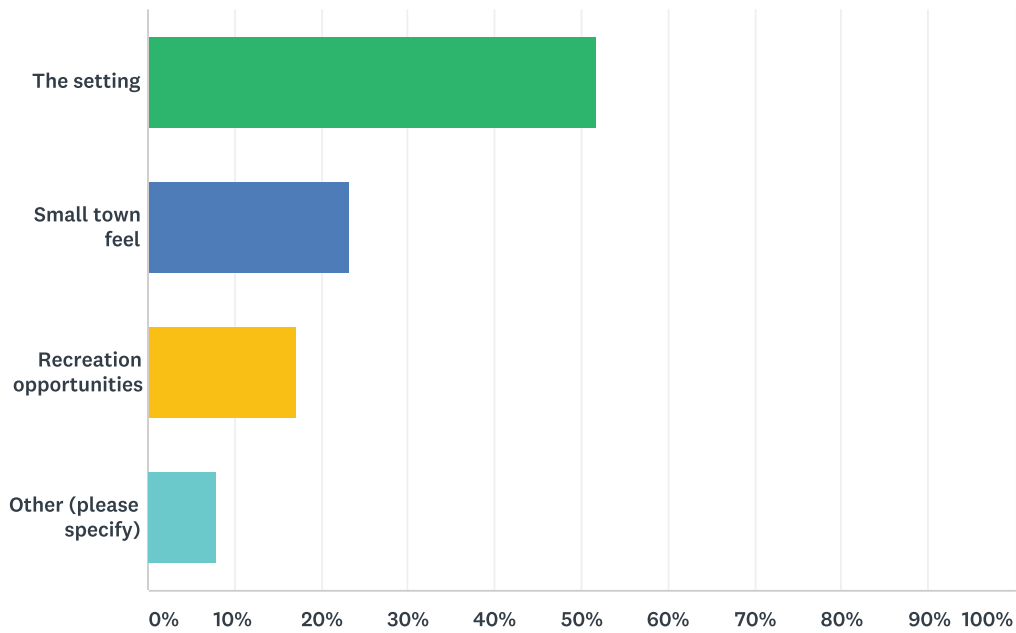


ANSWER CHOICES	RESPONSES	
Open space in general and between cities	31.79%	48
Rural feel	31.79%	48
Trails	20.53%	31
Farms	7.95%	12
Other (please specify)	7.95%	12
TOTAL		151



Q10 What makes Heber unique?

Answered: 151 Skipped: 0

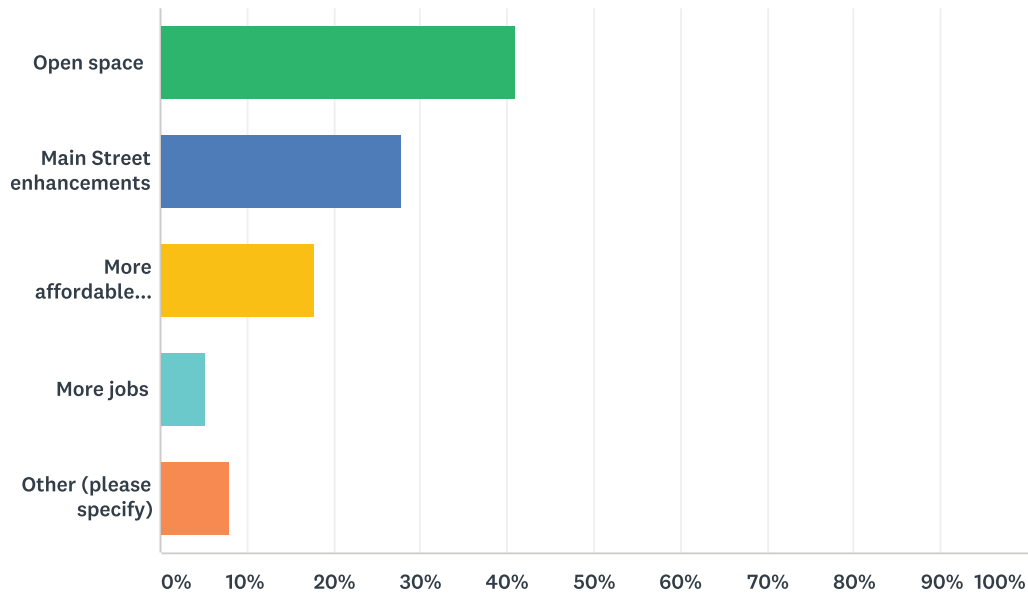


ANSWER CHOICES	RESPONSES	
The setting	51.66%	78
Small town feel	23.18%	35
Recreation opportunities	17.22%	26
Other (please specify)	7.95%	12
TOTAL		151



Q11 What would you like to see more of?

Answered: 151 Skipped: 0

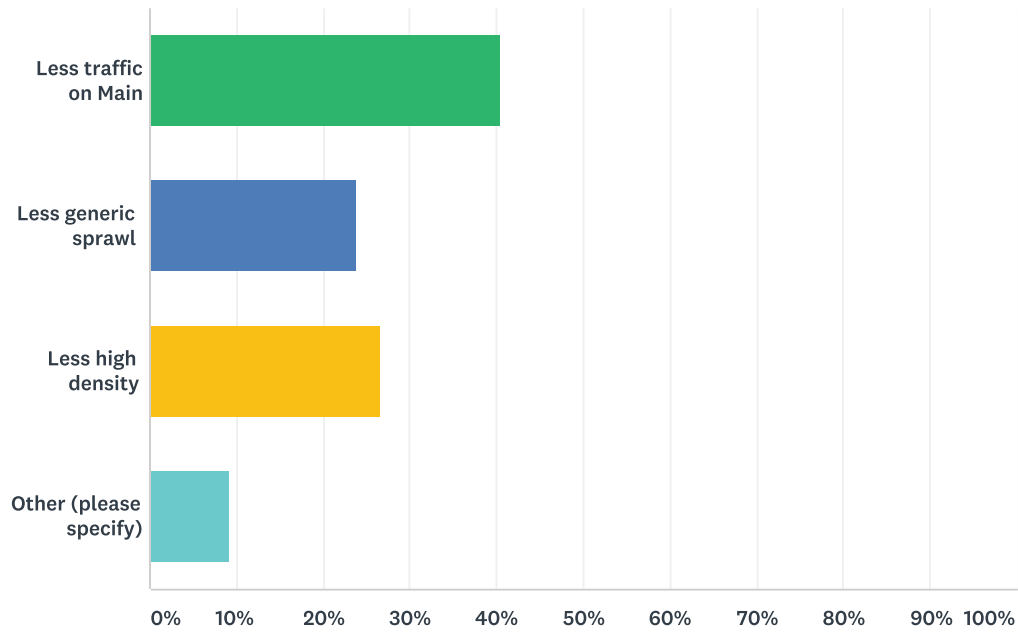


ANSWER CHOICES	RESPONSES	
Open space	41.06%	62
Main Street enhancements	27.81%	42
More affordable housing	17.88%	27
More jobs	5.30%	8
Other (please specify)	7.95%	12
TOTAL		151



Q12 What would you like to see less of?

Answered: 151 Skipped: 0



ANSWER CHOICES	RESPONSES	
Less traffic on Main	40.40%	61
Less generic sprawl	23.84%	36
Less high density	26.49%	40
Other (please specify)	9.27%	14
TOTAL		151

